


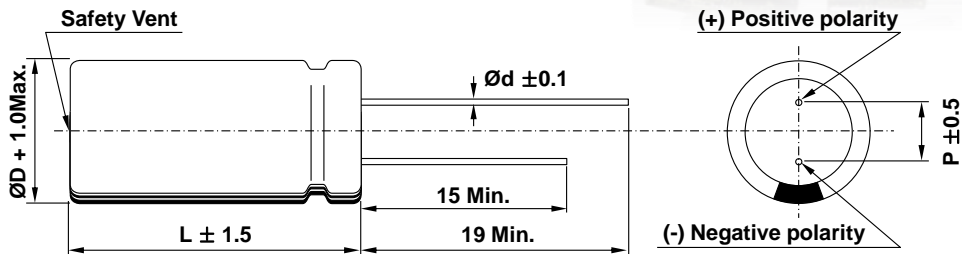
FEATURES

EDLC (Electric Double Layer Capacitor)

- High Power Density (Low ESR)
- Over 500,000 cycle life (semi-permanent)
- Short-term Peak Power assist applications
- RoHS compliant



Drawing



D	8	10, 13	16, 18
d	0.6		0.8
P	3.5	5.0	7.5

SPECIFICATION

ITEM	CHARACTERISTICS	
Product series	EDLC	
Rated Voltage (V_R)	2.7V	
Operating Temperature	-40 ~ +65°C	
Capacitance Tolerance	-10 ~ +30%	
High Temperature Load Life	After 1,000 hours at V_R loaded under +65°C, capacitors meet the following criteria.	
	Capacitance Change	≤ 30% of initial value
	ESR	≤ 2 times of specified value
	85°C Higher Temperature	Max. 2.3V
Cycle	Over 500,000	
Cycle Life	ΔC	≤ 30% of initial value
Characteristics	ESR	≤ 2 times of specified value
	Method	Cycle of Charge/discharge from V_R to $1/2V_R$
Shelf Life	2 Years	
	No Electrical Charge, Temperature below 70°C	
	(ΔC : ≤ 10% of initial value / ΔESR : ≤ 50% of specified value)	

2.7V SERIES - Lead terminal

Part Number	Rated Voltage (V)	Capacitance (F)	ESR (mΩ)		Max. Current (A)	Leakage Current (mA, 72hr)	Size (mm)	Weight (g)	Volume (ml)
			AC(1kHz)	DC			D × L		
VEC 2R7 105 QG	2.7	1	130	195	1.0	0.002	08 x 13	1.1	0.7
VEC 2R7 155 QG		1.5	80	120	1.5	0.003	08 x 20	1.4	1.0
VEC 2R7 335 QG		3.3	55	95	3.0	0.007	08 x 20	1.5	1.0
VEC 2R7 505 QA		5	35	60	5.0	0.010	08 x 25	1.8	1.3
VEC 2R7 505 QG		5	55	85	4.5	0.010	10 x 20	2.1	1.6
VEC 2R7 705 QD		7	30	50	6.5	0.014	08 x 30	2.0	1.5
VEC 2R7 705 QG		7	55	95	5.5	0.014	10 x 20	2.2	1.6
VEC 2R7 705 QA		7	25	40	7.0	0.014	10 x 25	2.5	2.0
VEC 2R7 106 QA		10	30	45	9.0	0.020	10 x 25	2.6	2.0
VEC 2R7 106 QG		10	25	35	10.0	0.020	10 x 30	3.2	2.4
VEC 2R7 106 QC		10	35	55	8.5	0.020	13 x 20	3.4	2.7
VEC 2R7 156 QG		15	25	40	12.5	0.030	13 x 25	4.5	3.3
VEC 2R7 186 QC		18	25	40	14.0	0.036	13 x 25	4.8	3.3
VEC 2R7 256 QG		25	17	26	20.0	0.050	16 x 25	6.8	5.0
VEC 2R7 506 QG		50	11	17	36.5	0.100	18 x 40	12.5	10.2
VEC 2R7 606 QG		60	11	17	40.0	0.120	18 x 40	12.5	10.2

* **Max. Current** : 1 sec. discharge to $1/2V_R$

* **When do module more than 2 series, please fully discharge over 1 hour first, then assemble right after within 1 hour.**

2.7V SERIES – Snap-in terminal

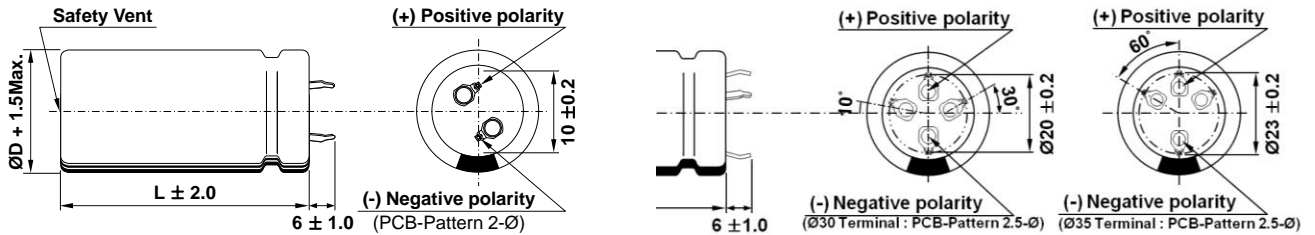
FEATURES

EDLC (Electric Double Layer Capacitor)

- High Power Density (Low ESR)
- Over 500,000 cycle life (semi-permanent)
- Short-term Peak Power assist applications
- RoHS compliant



Drawing



SPECIFICATION

ITEM	CHARACTERISTICS	
Product series	EDLC	
Rated Voltage (V_R)	2.7V	
Operating Temperature	-40 ~ +65 °C	
Capacitance Tolerance	-10 ~ +30%	
High Temperature Load Life	After 1,000 hours at V_R loaded under +65 °C, capacitors meet the following criteria.	
	Capacitance Change	≤ 30% of initial value
	ESR	≤ 2 times of specified value
	85°C Higher Temperature	Max. 2.3V
Cycle	Over 500,000	
Cycle Life	ΔC ≤ 30% of initial value	
Characteristics	ESR	≤ 2 times of specified value
	Method	Cycle of Charge/discharge from V_R to $1/2V_R$
Shelf Life	2 Years	
	No Electrical Charge, Temperature below 70 °C	
	$(\Delta C : \leq 10\% \text{ of initial value} / \Delta \text{ESR} : \leq 50\% \text{ of specified value})$	

2.7V SERIES – Snap-in terminal

Part Number	Rated Voltage (V)	Capacitance (F)	ESR (mΩ)		Max. Current (A)	Leakage Current (mA, 72hr)	Size (mm)	Weight (g)	Volume (ml)
			AC(1kHz)	DC			D × L		
VEC 2R7 107 QG	2.7	100	6.0	10.0	65.0	0.200	22 x 45	20.0	17.1
VEC 2R7 227 QG		220	4.5	7.0	115.0	0.440	25 x 70	38.0	34.3
VEC 2R7 367 QG		360	3.0	4.5	185.0	0.720	35 x 62	70.0	59.6
VEC 2R7 407 QG		400	3.0	4.5	190.0	0.800	35 x 72	80.0	69.2
VEC 2R7 507 QG		500	3.0	4.5	205.0	1.000	35 x 82	96.0	78.9

* **Max. Current** : 1 sec. discharge to $1/2V_R$

* **When do module more than 2 series, please fully discharge over 1 hour first, then assemble right after within 1 hour.**